



**Catalogue  
2020-21.**

# Index

## World sweet home

A world of models and news	4
Your compass	6
Guided by experience	8

## Ranges

Horus	12
Seal	24
Evo	42
Super Brig	58

Technical Data	80
----------------	----

The technical data and vehicle characteristics, as set forth in this catalogue, are purely indicative in nature. The manufacturer and distributor cannot be held liable in the event of changes made for any reason during the season.





## World sweet home

### **At home, wherever you are**

Every departure is an adventure, every journey, one of discovery. Make the world your new home with Rimor. For over 40 years we have been building motorhomes and vans, taking inspiration from places that mean the most to us, that make us feel safe. Functional and welcoming, comfortable and spacious – all Rimor vehicles reflect the sleek design notes and high craftsmanship synonymous with 'Made in Italy'.

Every model guarantees you total freedom to get where you want to be – from seaside to mountainside, from busy city streets to quiet country lanes. With Rimor motorhomes and vans, you will feel at home. Wherever you are.





## A world of models and news

**Because the journey starts before you leave**

Vans and motorhomes, low-profile models and overcabs, with an elegant spirit or sporty soul, essential or full option. Rimor gives you a world of models and of news. We focused on a complete restyling for Seal and the introduction of new models with face-to-face dinette. The Horus range is being expanded to include a model with twin beds. To say nothing of the Evo – the evolution of the Rimor tradition based on Ford mechanics, and the timeless Super Brig, our flagship range, which continues to bring the ultimate expression of luxury on the road.

The Rimor fleet: lots of options, numerous solutions and configurations. Spoil yourself for choice.



# Your compass

How to navigate our ranges

## HORUS

Fiat Ducato  
Engine

Displacement  
2300 Cc



from 5998  
to 6363 mm



4



from 2+1  
to 4+1

## SEAL

Fiat Ducato  
Engine

Displacement  
2300 Cc



from 6450  
to 7443 mm



from 4  
to 6



from 4  
to 6



from 6483  
to 7353 mm



from 5  
to 7



from 6  
to 6+1

## EVO

Ford Transit  
Engine

Hubraum  
2000 Cc



from 6970  
to 7338 mm



from 4  
to 5



from 4  
to 5



6970 mm



from 6  
to 7



from 6  
to 7

## SUPER BRIG

Fiat Ducato  
Engine

Displacement  
2300 Cc



from 7173  
to 7373 mm



4



4



from 7173  
to 7373 mm










4




4

### legend

-  van
-  low-profile
-  overcab
-  number of models
-  outside length
-  certified seats
-  berths





# Guided by experience

## Comfort and functionality for all our models

Numerous ranges, loads more models, but many common features, starting with reliability and functionality, the result of construction techniques tested over time. Design and craftsmanship run through each of our vans and motorhomes, each with its own style and unique personality.

- 1 **Motorhome living areas designed without a single step**, for maximum safety and liveability
- 2 **High-comfort tables that can be moved in all directions** with easy handling (except in double dinettes and vans)
- 3 **220/230 V outlets in both the kitchen and the bathroom** on every motorhome model
- 4 **New sliding blind with integrated fly-screen** (standard on all windows except bathroom windows)
- 5 **100% LED lighting** saves you energy and lasts longer, as well as performing better than standard lights (largely dimmable). Indirect multilevel lighting in the living room, kitchen, and bedroom make for a pleasant and relaxing environment
- 6 **Spacious beds up to 220 cm in length** and adjustable reading lights. All rear beds come equipped with wooden slatted frames
- **High-density comfort mattresses with removable covers** which are anatomical and hypo-allergenic, just like at home
- **New ceiling lining** with a new type of fibreglass
- **Maximum safety from a 10 mA residual current circuit breaker** that automatically interrupts electrical output as soon as it detects a leak in the insulation. Total protection from short circuits and overheating in case of electrical overload



A family of four is sitting around a white table in a motorhome, playing cards. The father, on the left, is wearing a blue polo shirt and jeans, smiling. The mother, next to him, is wearing a white tank top and jeans, also smiling. A young boy, on the right, is wearing a grey t-shirt and jeans, looking intently at his cards. A young girl, on the far right, is wearing a white lace-trimmed top and denim shorts, smiling. The table is covered with playing cards, a deck box labeled 'CARTE DA GIOCO', and some snacks. Large windows in the background show a view of the ocean and a sandy beach. The text 'Good vibes start at home.' is overlaid in the bottom left corner.

***Good vibes  
start at home.***



# HORUS

## Beyond imagination.

**Agile, compact and comfortable,  
Horus fears no adventure.**

Horus is the perfect choice for those who love to live on the road. This Rimor van is redefining movement with its small footprint, extreme ease of manoeuvrability and pleasantly surprising interior space. Refined touches, bright spaces, large beds, functional living area and complete kitchen give this van the heart of a motorhome.

City, countryside, mountains or seafront: Horus erases borders and opens up discovery.



# Discovery at the turn of a key.

Let your passions be your guide and set off with the van that gets you wherever you want to go. Horus is available in three configurations: Horus 38, with a transverse double bed and foldable base, Horus 45 with two stackable and completely modular double beds, and the latest model: Horus 95, with twin beds on a pneumatic slatted base.

Lots of configurations, one single goal: to give you practicality, comfort and safety, so you are free to just turn the key and go.



Double bed  
HORUS 38

Double superimposed bunk beds  
HORUS 45

Twin beds  
HORUS 95










# Interiors

Maximum comfort and maximised space: Horus means mobility. The beds are comfortable and can be up to 192cm in length. The interior furnishings provide ample and practical storage space. The brand-new Horus 95 has twin beds with pneumatic slatted bases and storage clothing compartments underneath. The kitchen cabinets are also designed to maximise space and functionality, and the fridge is placed at the top for easier access. The new table extension offers an ingenious solution that gives you more space in just a simple gesture. The convertible dinette holds a surprise – it turns into an additional bed. The cab comes standard with a pleated blackout blind with a large overhead storage compartment and an extra-durable floor. In addition to all this, there is the heating Combi C4 with digital control unit.

- 1 **Large kitchen cabinets** with a standard 97L compressor fridge (available with an optional 141L fridge)
- 2 **Kitchen fold-out table** with built-in mechanism
- 3 **Driver's cabin blackout blind** as standard
- 4 **Truma heating** with CP Plus digital control unit
- 5 **Twin bed divider with steps (Horus 95):** a dual-functioning step helps you both get into bed and functions as a divider to make sure everything stays where it belongs in case of an emergency braking
- 6 **Swivel washbasin** guarantees space for your every need (toilet/shower) (Horus 95)
- 7 **Completely modular bed solutions (Horus 45):** configuration with lower quick-folding bed base and upper bed; solution with upper bed with 1 or 2 berths; solution with fully removable lower and upper bed.

**Other features:** Isofix attachment points (optional), large storage compartment above the driver's cabin, overhead storage compartment above the rear bed (Horus 38), extra-durable floor with new weave, hollow-core bathroom door, USB sockets in the living and sleeping areas, rear heating with dedicated vents.







## External features

Horus is as compact as it is incredibly comfortable to live in. A car that doubles as a motorhome, or a motorhome that doubles as a car? Why not both? Horus adapts to you and your travels, thanks to its extremely versatile outer design. The side and rear doors offer comfortable access to the living and sleeping areas, the gas bottle locker is more spacious than before and an electric step lets you get in or out with the greatest of ease. What about driveability? So simple, anyone can do it.



- 1 **Panoramic windows** with sliding opening handle for easy opening (standard throughout the range).
- 2 **External water intake** with shower (standard)
- 3 **Removable smart table with extension** which can be used as an outdoor table
- 4 **Larger gas bottle** locker
- 5 **Electric access step** with safety system connected to the dashboard

**Other features:** Ecofiber 40 recycled insulation, heat-sealed for optimum protection.





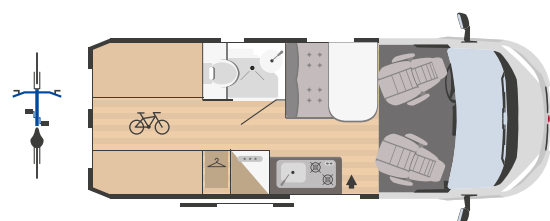
 certified seats
  berths
  assemblable berths

## HORUS 38

5998x2050 mm



 4
  2+1
  1

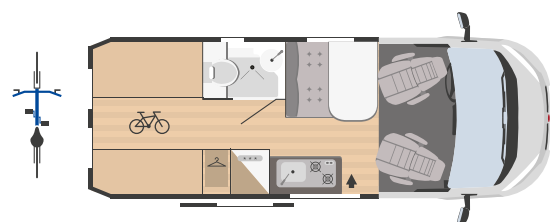


## HORUS 45

5998x2050 mm



 4
  4+1
  1

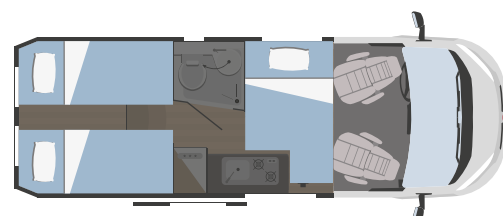
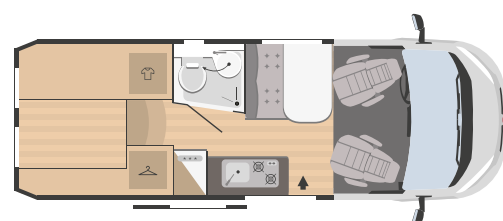


## HORUS 95

6363x2050 mm



 4
  2+1
  1



*Just about perfect.*





# SEAL



## Let your dreams take the wheel.

**Seal truly spoils you for choice.**

14 different models and they all have the same thing in common – value for money. Seal is the minimalist motorhome with strong character, and many different solutions at a very affordable price. From 6.5 to 7.4, seating approved for up to 7 and more than enough options to satisfy even the fussiest motorhomers. And Seal knows what can make or break a day: rest. The drop-down bed with integrated motor and safety locking system comes standard on all low-profile models.



## Set off with exhilaration.

Seal is available as either a low-profile or overcab model. Whichever you choose, you are guaranteed an exhilarating trip. Comfort is ensured by the wide variety of sleeping solutions, the arrangement of the living area, and the details that always make for special trips: twin beds, bunk beds, central double bed, additional beds in the dinette, and the new electric drop-down bed with safety locking system, standard on all low-profile models. The optional opening Skyview is your window to the starry night.

A dream with many new features. The most exciting? Seal 67 Plus, the motorhome with an innovative layout, swaps out fixed beds for the XL front drop-down bed for maximum liveability even in the 6.5 m length. What makes this model special is the "walk-in closet" and the modular garage, open on both sides but with a vertical section on the left side. Seal 99 Plus is a low-profile model and features a face-to-face dinette and twin beds. Seal 9 is an overcab model and has a bunk bed and 7 approved seats. Seal 50 is an overcab model fitted exclusively with a double bunk bed.



### French bed

SEAL 3

### Transverse bed

SEAL 5

SEAL 8

### Bunk beds

SEAL 9

### Double bunk beds

SEAL 50

### Twin beds

SEAL 695



### French bed

SEAL 12 PLUS

### Central bed

SEAL 66 PLUS

SEAL 68 PLUS

SEAL 69 PLUS

### Twin beds

SEAL 95 PLUS

SEAL 98 PLUS

SEAL 99 PLUS

### XL Front drop-down bed

SEAL 67 PLUS












# Interiors

Make room for your imagination with many different options: Seal 66 Plus has a face-to-face living area, Seal 50 offers you 6 berths that are always ready and Seal 695 gets lets you turn the twin beds into a single king-size bed. And these are just some of the 12 different possibilities offered in this range.

The furnishings have a new, more contemporary design and the wall units have rounded shapes. The bathroom has a separate toilet and shower stall (with the exception of the Seal 50) and the dimmable LED "light guide" system is the latest generation. The kitchen has 3 hobs and has plenty of space to prepare meals, and the panoramic window of the living area illuminates the interior spaces.



- 1 Kitchen sink with cover
- 2 Isofix attachment points (optional)
- 3 Three-burner hob with electric ignition system
- 4 Overcab bed with pneumatic slatted base
- 5 Walk-in closet Seal 67 Plus
- 6 Drop-down bed with integrated motor and safety locking system on all low-profile models (XL on the Seal 67 Plus model)

**Additional features:** Skyview (optional) can be opened, panoramic windows with comfortable sliding opening handle (standard on the whole range), toilet with separate shower compartment (except on Seal 50), Easyroad dinette in the face-to-face models: each of the two bench seats can be quickly transformed into comfortable travel seats, easy access entrance with internal step.







## Overcab - External features



With the overcab model, Seal gives you plenty of room for your passions. Seal 5, 8 and 9 have one of the largest storage locker spaces in their category (with variable volume in version 9) and the fibreglass coating makes them even more durable than before. The access door, which is available with an optional built-in blackout blind and fly-screen, has a convenient compartment for accessories as standard.



## Low-profile - External features

Seal is perfect for all your space and size requirements. From 6.5 m up to 7.4 m you can choose whether to move around in one of the more streamlined sizes in its class or not to miss an inch of comfort. The rear lights are all LED and the "garage" storage area opening is practical and hard-wearing, facilitating access to your luggage.





- 1 **Access door with compartment for accessories** with openable window and built-in blind and fly-screen (optional), plus a fly-screen for the door itself (optional)
- 2 **Height-adjustable bed** (optional: electrical or manual) on Seal 5 and 8 models
- 3 **Electronically height-adjustable bed** (optional) on Seal 66 Plus and 69 Plus models

- 4 **Biggest storage locker space in their category** on Seal 5, 8 and 9 models
- 5 **Storage locker spaces of various volumes** on Seal 9 model
- 6 **Strengthened access step** with fitted mat

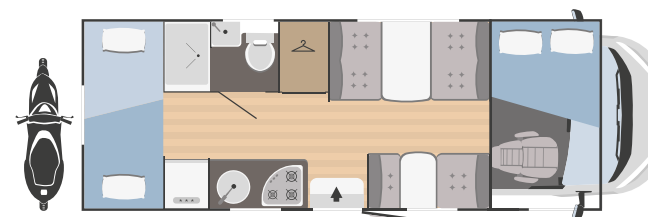
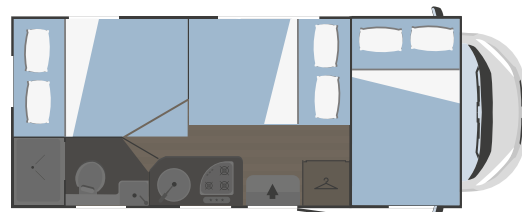
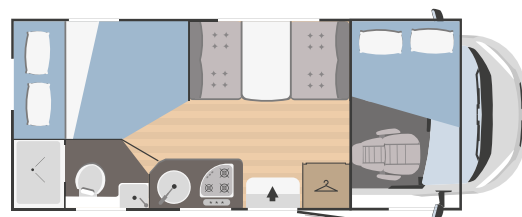


## SEAL<sub>3</sub>

6483x2340 mm



 6
  6
  2



## SEAL<sub>9</sub>

7303x2340 mm



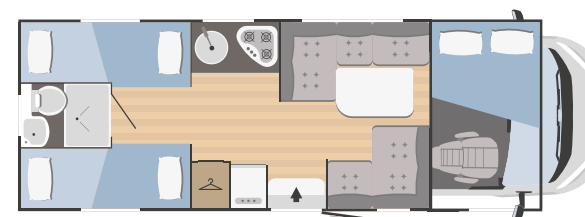
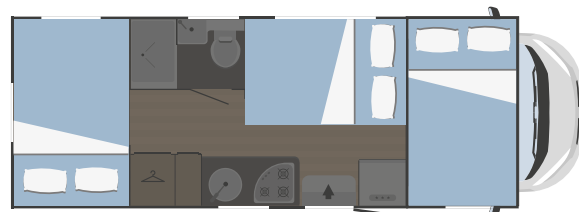
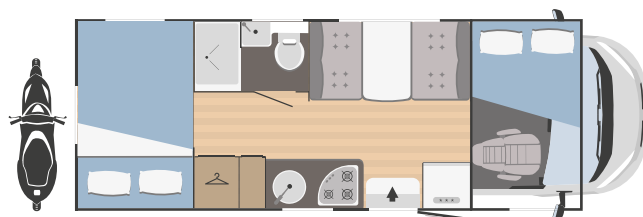
 7
  6+1
  2+1

## SEAL<sub>5</sub>

7153x2340 mm



 6
  6
  2



## SEAL<sub>50</sub>

7343x2340 mm



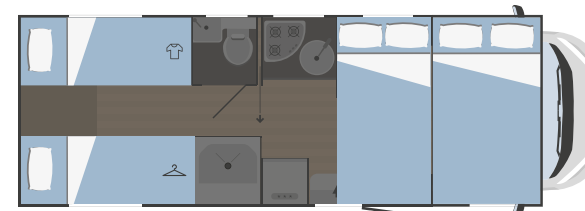
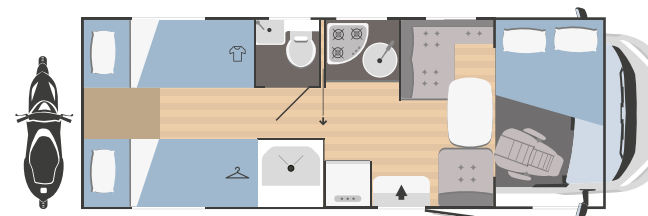
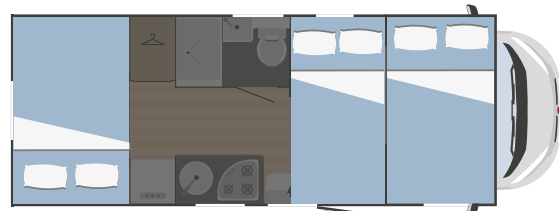
 6
  6
  0

## SEAL<sub>8</sub>

6838x2340 mm



 5
  6
  2



## SEAL<sub>695</sub>

7353x2340 mm



 5
  6
  2

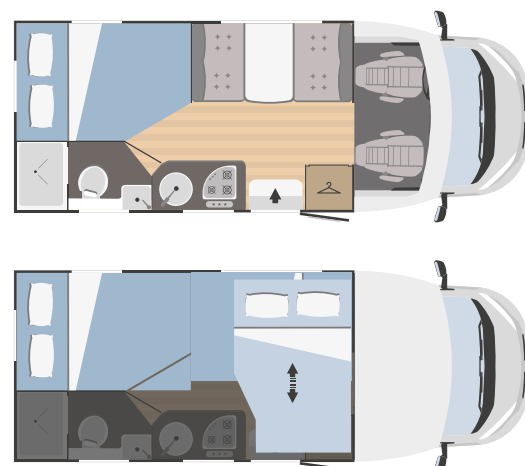


## SEAL 12 PLUS

6483x2340 mm



 6
  6
  2

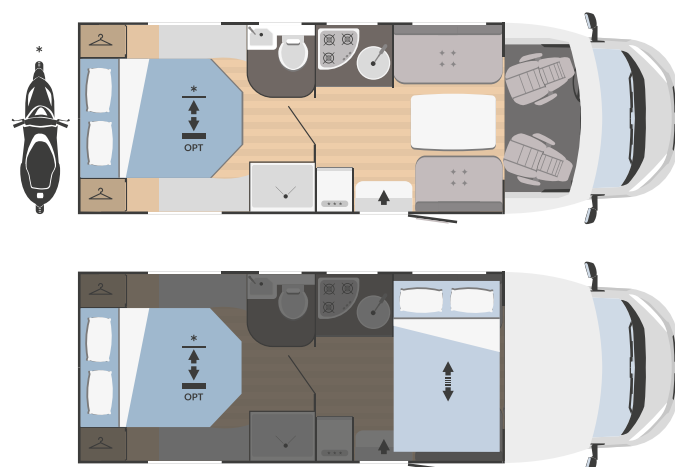


## SEAL 66 PLUS

7443x2340 mm



 4
  4
  0

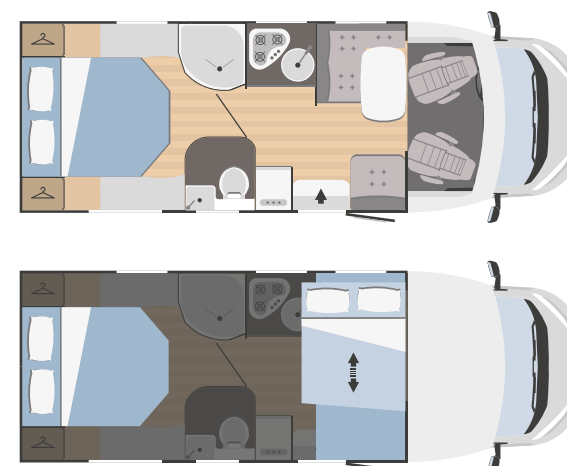
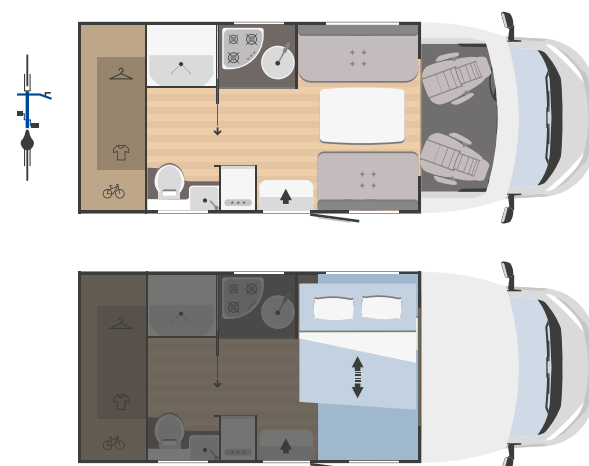


## SEAL 67 PLUS

6450x2340 mm



 4
  4
  2

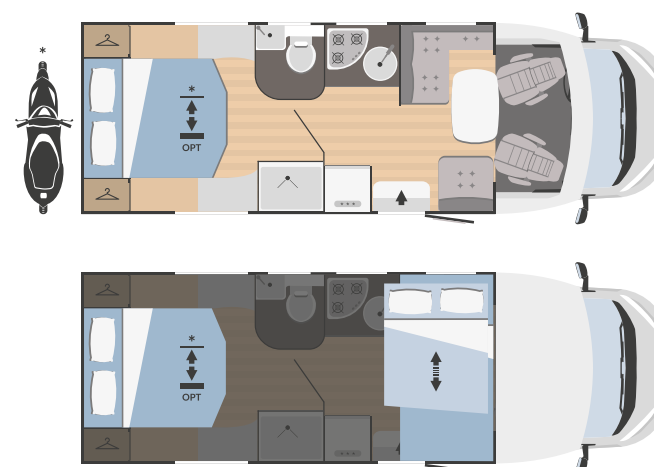


## SEAL 68 PLUS

6973x2340 mm



 5
  5
  1

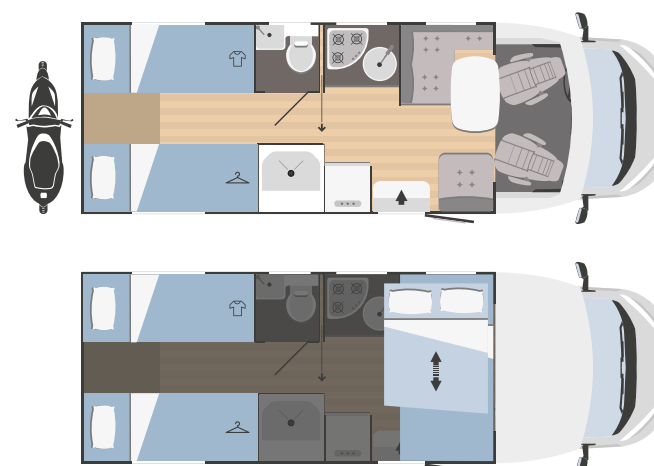


## SEAL 69 PLUS

7353x2340 mm



 5
  5
  1



## SEAL 95 PLUS

7353x2340 mm



 5
  5
  1



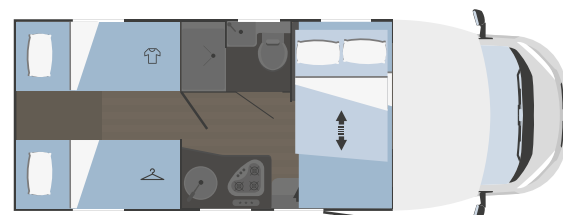
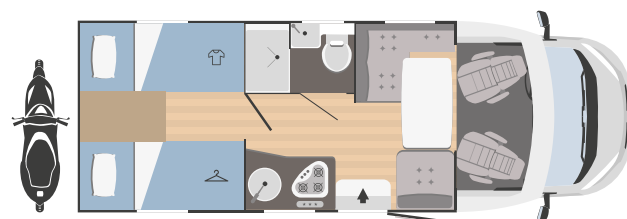
 certified seats
  berths
  assemblable berths

## SEAL 98 PLUS

6868x2340 mm



 5
  5
  1

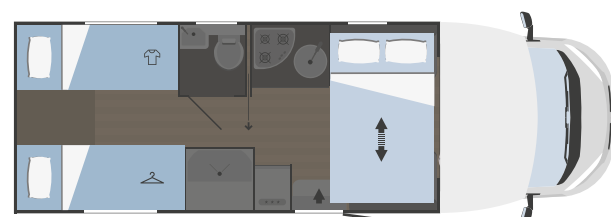
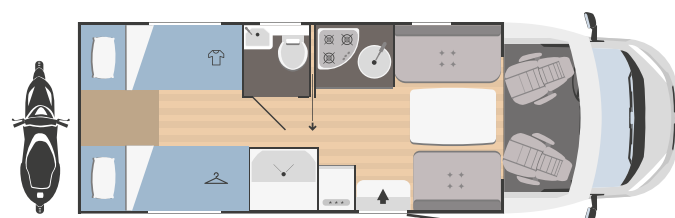


## SEAL 99 PLUS

7443x2340 mm



 4
  4
  0



*Seize*  
happiness.



# EVO



## Shift into gear.

**Evo comes with the power of Ford mechanics.**

Evo is built on the foundation of the Rimor tradition starting with its core – Ford mechanics. The new modern design of the thermoformed components stands out for its sporty and attractive shape.

In low-profile and overcab version, with lengths between 6.9 m and 7.3 m and 4 to 7 berths, all 6 Evo models have a distant horizon to look at, perhaps from the opening Skyview, available as an option.



# Enthusiasm hits the ground running.

Evo's features make it perfect for any destination. North or south, seaside or mountains, you can count on its comfort to create the ideal atmosphere for friends and family.

The range respects the spirit of the original – homely and welcoming. The Sound model has up to 7 berths and the 77 Plus has an exclusive layout, with double dinette and double drop-down bed – unique in its category. The two overcab models come in at under 7 m.



**Transverse bed**  
EVO 5

**Bunk bed**  
EVO SOUND



**Central bed**  
EVO 66 PLUS  
EVO 69 PLUS

**Two drop-down beds**  
EVO 77 PLUS

**Twin beds**  
EVO 95 PLUS












# Interiors

Evo's layouts adapt to your needs, with many innovative solutions. In the 77 Plus model, thanks to the double dinette and drop-down beds, you have all the space you need to relax with your friends and family and enjoy your free time. The details are in the design when it comes to Evo's interiors: starting with the new, compact and functional bathroom which separates the toilet from the modular shower stall with sink, for maximum practicality. The slim fridge (141 L) has an automatic switch system as standard, the doors have curved edges, and the hinges are dampened for maximum safety.



- 1 **Panoramic windows** with sliding opening handle for easy opening (standard throughout the range)
- 2 **Isofix attachment** points (optional)
- 3 **Openable Skyview** (optional)
- 4 **Exclusive layout** with double dinette and double drop-down bed
- 5 **Slim fridge 141 L** with automatic switch system as standard
- 6 **Newly designed bathroom** with separate toilet and shower stall with sink

**Other features:** curved doors with damper hinges, bathroom door with frame, ceiling lining with a new type of fibreglass, overcab bed with pneumatic slatted base.







## Overcab - External features

Being big does not mean you have to lose your figure. In the overcab version, Evo offers two models under 7 m (Evo 5 and Sound) and functional storage solutions, thanks to the large, solid and sturdy garage compartments. In the Evo 5 model, the bed is height adjustable (optional).



## Low-profile - External features

Evo takes you further with a dynamic and sporty design that looks straight to the future. The storage locker spaces are large, comfortable and even more hard-wearing, thanks to the fibreglass lining. The innovative Evo 77 Plus offers two living areas in under 7 m.





1 LED rear lights

2 Elegant flat windows

3 Optional height-adjustable beds (electric or manual) on Evo 5 and optional electric on Evo 66 Plus and 69 Plus

4 New fibreglass storage locker space with stronger and lighter coating

5 Largest storage locker in its class on the Evo 5 and variable volume on Evo Sound

6 Strengthened access step with fitted mat



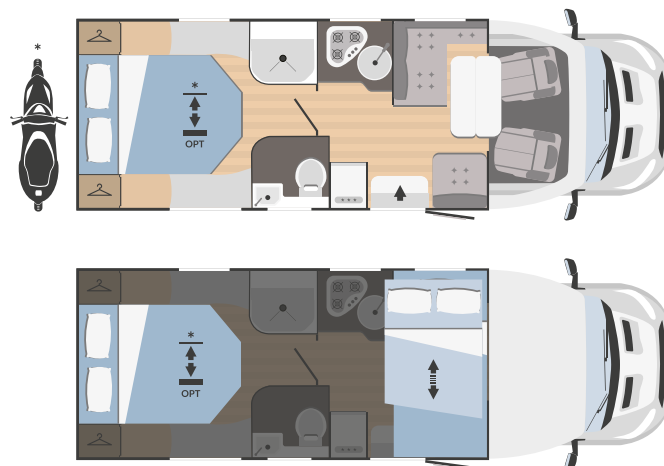
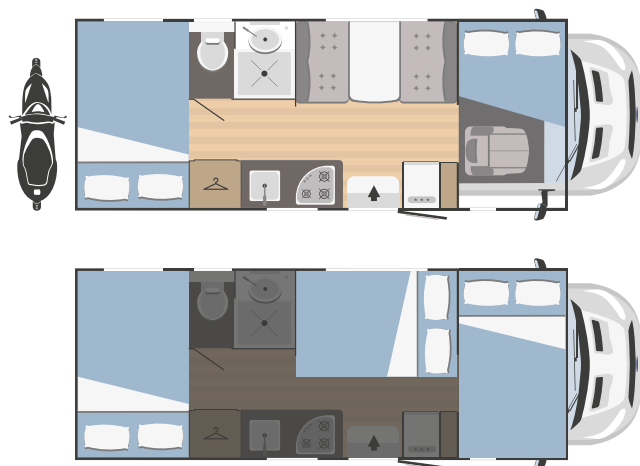
 certified seats
  berths
  assemblable berths

## EVO 5

6970x2300 mm



 6
  6
  2



## EVO 69 PLUS

7308x2300 mm



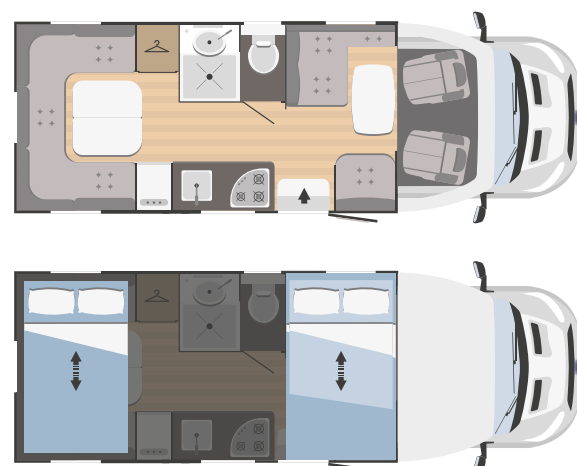
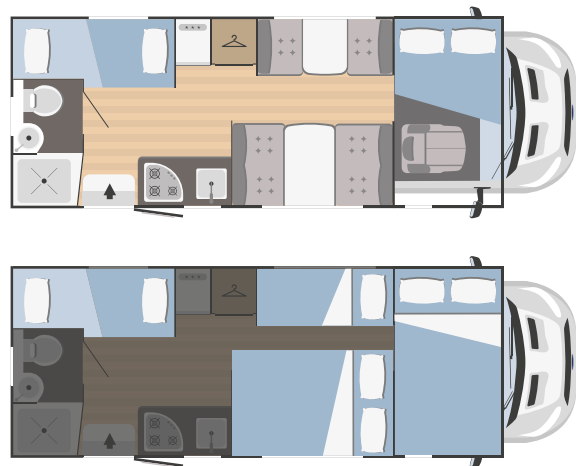
 5
  5
  1

## EVO SOUND

6970x2300 mm



 7
  7
  3



## EVO 77 PLUS

6970x2300 mm



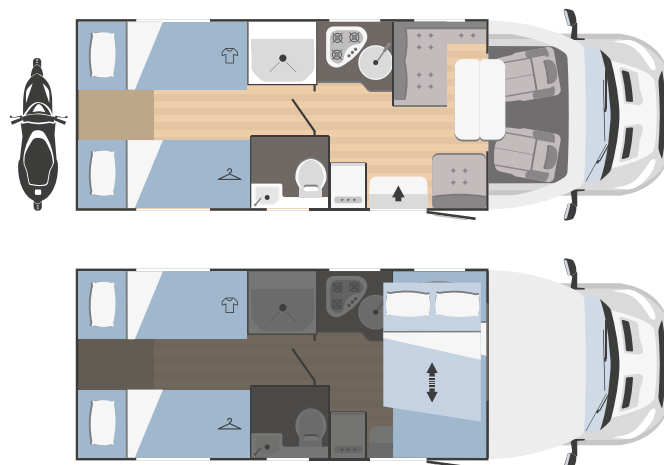
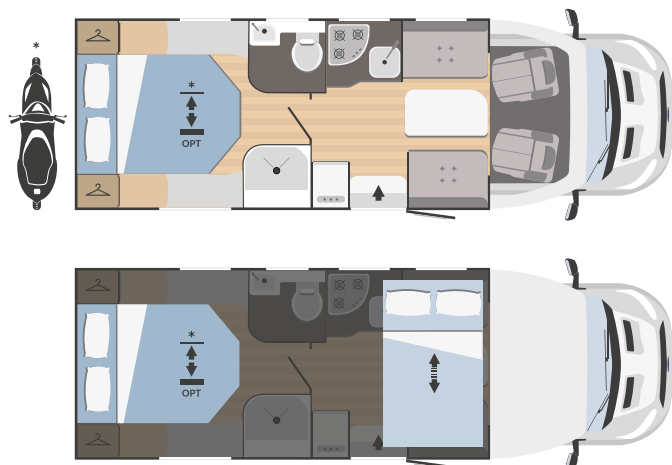
 5
  5
  1

## EVO 66 PLUS

7338x2300 mm



 4
  4
  0



## EVO 95 PLUS

7308x2300 mm



 5
  5
  1



***Travel with an eye  
toward the future.***





# SUPER BRIG

## Set sail with flagship.

**Nautical style, Italian passion.**

Top quality finishings, spacious living area and special fittings: Super Brig has always been Rimor's flagship motorhome, designed and much-loved by Rimor's founder Luano Niccolai.

Super Brig is now available both in low-profile and overcab models and is distinguished by the quality of its details and nautical interior look. The liveability of its dinette and living area has been enhanced with a new top-of-the-range refrigerator column. No compromises here. A motorhome for truly "professional" holidaymakers.



# Come aboard your own suite.

With Super Brig it is as though you are travelling in first class on a luxury boat on wheels. It is a mobile suite that goes everywhere with you. The sleeping area is available in a variety of solutions with double bed, transverse bed, 'suite', twin beds with pneumatic slatted base and front drop-down bed. The spacious dinette comes complete with high-quality fittings, luxury upholstery and swivel seats in the cabin.

The appliances and fittings are also top of the range, with a new 153 L column refrigerator that can be opened from both sides, a new kitchen top and a pull-out mixer tap for the sink.



**Transverse bed**  
SUPER BRIG 687 TC

**Twin beds**  
SUPER BRIG 695 TC

**Rear suite bed**  
SUPER BRIG SUITE



**Central bed**  
SUPER BRIG 69 PLUS

**Transverse bed**  
SUPER BRIG 87 PLUS

**Twin beds**  
SUPER BRIG 95 PLUS












# Interiors

Ride the wave of elegance. The design of the wall units is essential and modern, the shapes of the furniture and furnishings flow smoothly and softly. The large dining table is the perfect place to spend time with friends and the Super Brig Suite model offers the most spacious living area in the range: the luxurious second rear dinette, as wide as the entire rear width of the vehicle, can be transformed into a cosy additional bed.

The storage space is outstanding, with exclusive solutions in the sleeping area. The dimmable LED "light guide" allows for total control over brightness with a simple touch, the bathroom and shower recall the elegance of the most comfortable hotel rooms and even the kitchen will leave you speechless: the new column refrigerator opens on both sides and the hob, equipped with 3 burners, has an electric ignition system.

- 1 **Twin beds with pneumatic slatted base and storage compartments** on 95 Plus and 695 models
- 2 **Pull-out mixer tap** for the kitchen sink
- 3 **Smartly designed kitchen** with integrated double level drawer
- 4 **3-burner** cooker hob
- 5 **Bright overcab** with new lining
- 6 **New sliding blind** with integrated fly-screen
- 7 **153 L column refrigerator** can be opened from both sides
- 8 **Isofix attachment points** (optional)

**Other features:** new floor design, curved cabinets with damper hinges, optimised internal height under the drop-down bed (192 cm), overcab bed with pneumatic slatted base.







## Overcab - External features

Super Brig is solid and impressive in appearance, and also in spirit. The panoramic windows offer lots of bright light and wondrous views of clouds and stars. As with any great flagships, there is no shortage of storage space: the large "garage", equipped with LED strips, is even more robust and can hold scooters and motorcycles if needed.



## Low-profile - External features

The Super Brig low-profile model stands out for its modern, dynamic design and optimised interior space. The access door, with its characteristic motorhome look, reflects the style of the interior, thanks also to the perfect LED lighting. The access step has been strengthened. The reinforced storage lockers are even capable of carrying scooters and are at the top of their category for their strength and ease of use.





- ❶ **Strengthened access step** with fitted mat
- ❷ **Top of the range "garage" storage area lock**
- ❸ **Convenient access handle** with integrated LED
- ❹ **Entrance door** with dual point lock
- ❺ **"Garage" storage area** with LED strip lights, suitable for holding scooters (exclusive to Super Brig Suite) and **new fibreglass storage locker space** with stronger and lighter coating
- ❻ **Biggest storage locker space in their category** on 87 Plus and 687 TC models
- ❼ **LED rear lights**
- ❽ **Electronically height-adjustable bed** (optional) on 69 Plus and 87 Plus models and optional: electric or manual on 687 TC model
- ❾ **XL panoramic windows which open**, located in the overcab
- ❿ **Roof rack support structure** as standard

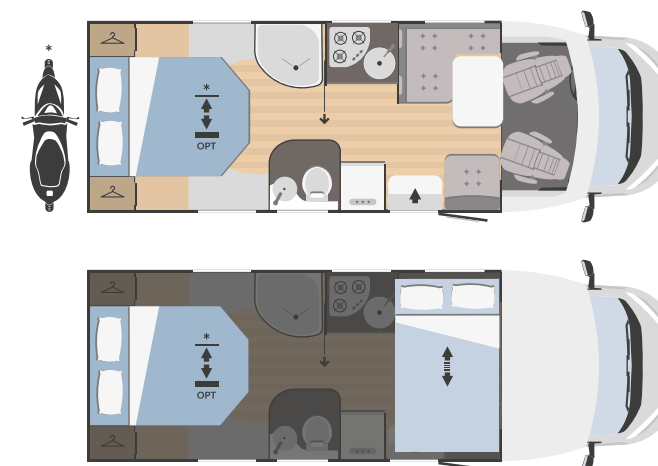


## SUPER BRIG 687 TC

7173x2340 mm



 4
  4
  0

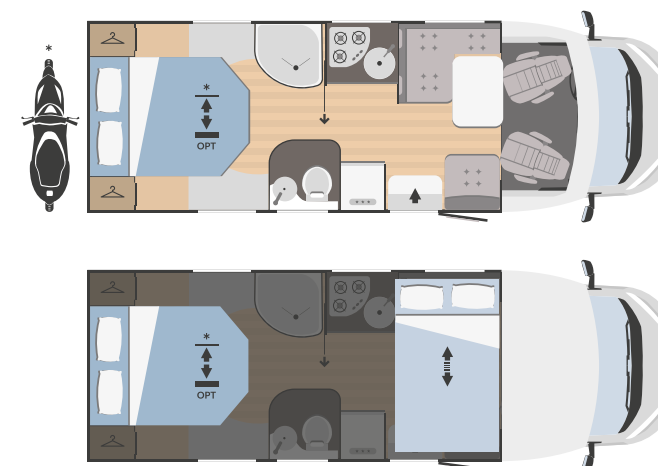


## SUPER BRIG 69 PLUS

7373x2340 mm



 4
  4
  0

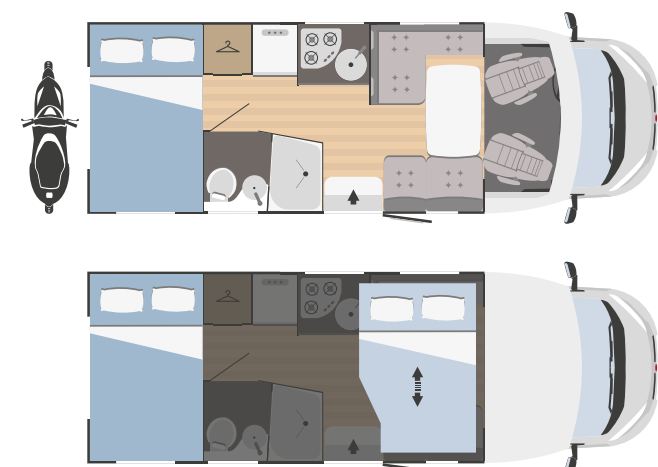
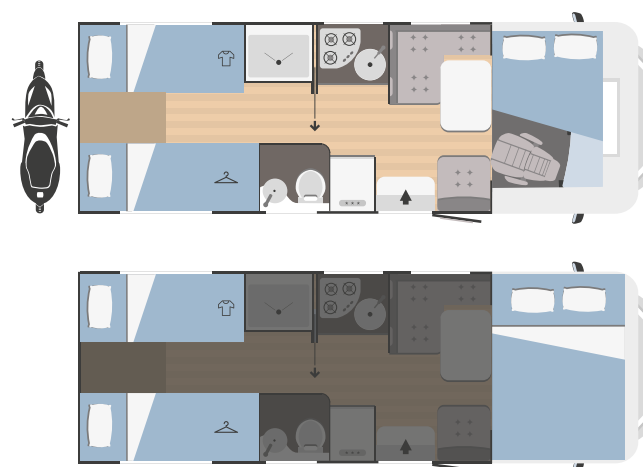


## SUPER BRIG 695 TC

7373x2340 mm



 4
  4
  0

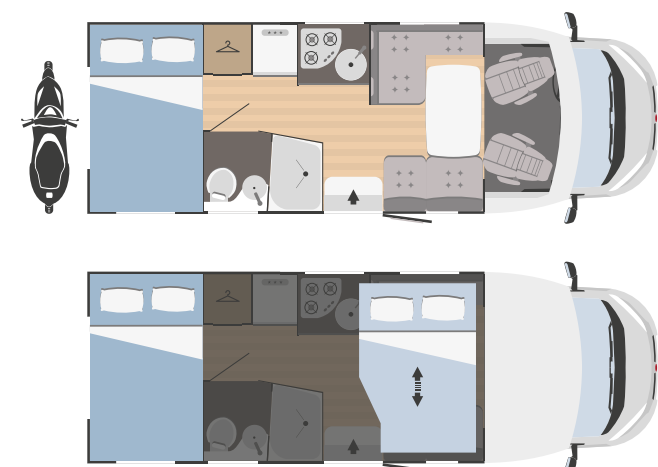


## SUPER BRIG 87 PLUS

7173x2340 mm



 4
  4
  0

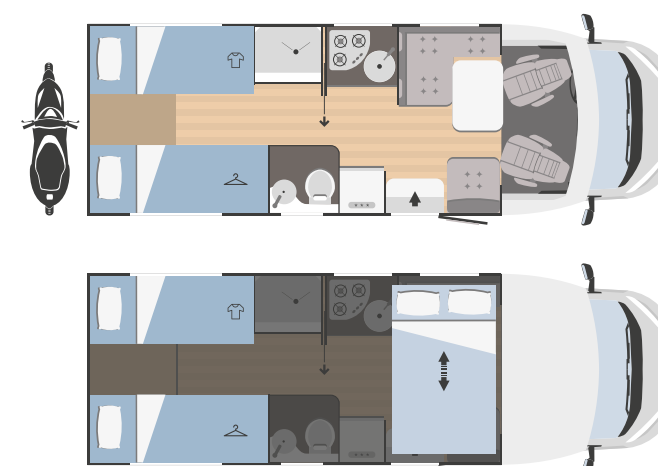
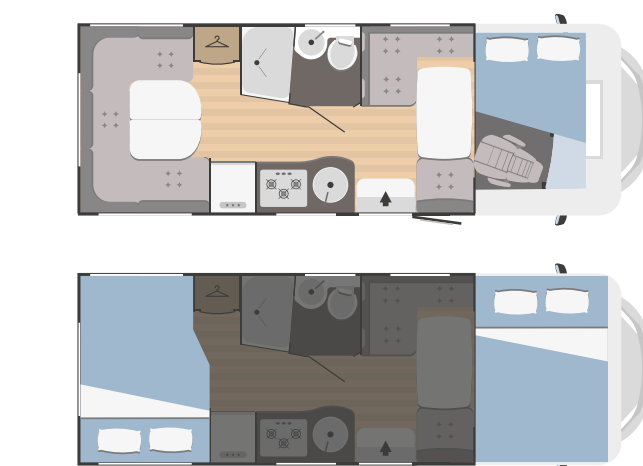


## SUPER BRIG SUITE

7173x2340 mm



 4
  4
  2

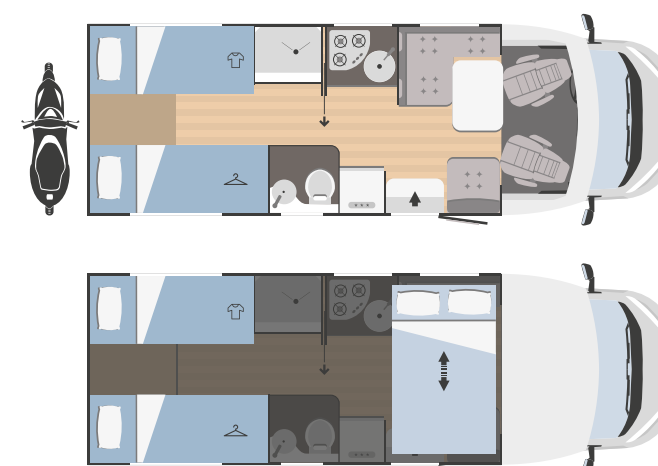


## SUPER BRIG 95 PLUS

7373x2340 mm



 4
  4
  0





***Master* the art of  
going beyond.**





# Mechanical units

Driving to make your dreams come true.

## Fiat Ducato X250



As standard:

- 1 **Comfort Plus "Captain Chair" seats:** built-in headrests, an even broader back and additional side padding. Seating for true comfort, now with double armrests. Adjustable in height and inclination.
- 2 Cruise control
- 3 Double Airbag
- 4 Central locking
- 5 Radio predisposition and speakers
- 6 Electric windows
- 7 Electric rear-view mirrors
- 8 ABS (anti-block braking system)
- 9 Side mirror-integrated DAB antenna, standard



## Ford Transit



As standard:

- 1 Cabin seat armrests
- 2 Cruise control
- 3 Double Airbag
- 4 Central locking
- 5 Electric windows
- 6 Electric rear-view mirrors
- 7 ABS (anti-block braking system)
- 8 Hill-start assist
- 9 DAB/USB/MP3/BLUETOOTH radio with steering wheel controls
- 10 Start - Stop system






# Always *on the move.*




## Fabrics

### Horus




Ride  
(standard)

### Seal




Touring  
(standard)



Cruise  
(optional)

### Evo




Wander  
(standard)



Discover  
(optional)

### Super Brig



Rove  
(standard)



Move  
(optional)



Escape  
(eco-leather optional)

The technical data and vehicle characteristics, as set forth in this catalogue, are purely indicative in nature. The manufacturer and distributor cannot be held liable in the event of changes made for any reason during the season.





***Dream beyond  
the horizon.***



Technical data

HORUS

Fiat Ducato Engine  
Displacement 2300 Cc



	HORUS 38	HORUS 45	HORUS 95
MECHANICAL UNIT			
Engine	Fiat Ducato	Fiat Ducato	Fiat Ducato
Wheelbase (mm)	4035	4035	4035XL
Displacement (Cc)	2300	2300	2300
Maximum power (kW-HP)	88 - 120*	88 - 120*	88 - 120*
Radio MP3	on request	on request	on request
DIMENSIONS AND WEIGHTS			
Outside length (mm)	5998	5998	6363
Outside width - inside width (mm)	2050 - 1900	2050 - 1900	2050 - 1900
Maximum outside height - inside height (mm)	2659 - 1875	2659 - 1875	2659 - 1875
Thickness of floor - walls - roof (mm)	nd	nd	nd
Certified seats	4	4	4
Maximum overall weight (kg)	3300	3300	3500
Increased maximum overall weight (kg)	3500	3500	nd
BEDS			
Berths	2+1	4+1	2+1
Assemblable berths**	1	1	1
Centre dinette double bed	1150 x 1820**	1150 x 1820**	1100 x 1820**
Rear single bed	-	-	800 x 1900 - 800 x 1900
Rear double bed	1400 x 1920	nr.2 1400 x 1860	with extension: 1300 x 1920
Rear drop-down double bed	✓	✓	✓
TANKS			
Drinking water (inside)	20 + 65 l.	20 + 65 l.	20 + 65 l.
Waste water tank	90 l.	90 l.	90 l.
Antifreeze tank	on request	on request	on request
EQUIPMENT			
Cabin swivel seats	✓	✓	✓
Panoramic porthole living area	✓	✓	✓
Gas heater	Combi C4	Combi C4	Combi C4
Water heater	Combi C4	Combi C4	Combi C4
Driver's cabin blackout blind	✓	✓	✓
Gas bottle locker	(1+1) x 5:6 kg	(1+1) x 5:6 kg	(1+1) x 5:6 kg
Fridge	90 l.	90 l.	90 l.
Nr. burners hob	2	2	2
Extractor hood	-	-	-
Oven	-	-	-
Entrance door with fly screen	on request	on request	on request
TV-holder	on request	on request	on request
Roof rack with ladder	on request	on request	on request
Service battery	on request	on request	on request
Cabin seat covers	on request	on request	on request
Bicycle rack	on request	on request	on request
Alarm system	on request	on request	on request
Outside entrance door lamp	on request	on request	on request
Tow bar	on request	on request	on request

\*the Fiat Ducato 103 kW - 140 CV and 118 kW - 160 CV engine is available on request



Technical data

SEAL

Fiat Ducato Engine  
Displacement 2300 Cc



MECHANICAL UNIT	
Engine	Fiat Ducato
Wheelbase (mm)	3800
Displacement (Cc)	2300
Maximum power (kW-HP)	88 - 120*
Radio MP3	on request
DIMENSIONS AND WEIGHTS	
Outside length (mm)	6483
Outside width - inside width (mm)	2340 - 2200
Maximum outside height - inside height (mm)	3050 - 2075
Thickness of floor - walls - roof (mm)	56 - 30 - 30
Certified seats	6
Maximum overall weight (kg)	3500
BEDS	
Berths	6
Assemblable berths**	2
Overcab double bed	1460 x 2200
Centre dinette single bed	-
Centre dinette double bed	1240 x 1880**
Front drop-down bed	-
Rear single bed	-
Rear double bed	1385 x 2056
Bunk bed	-
Rear drop-down double bed	-
TANKS	
Drinking water (inside)	20 + 65 l.
Waste water tank	100 l.
Antifreeze tank	on request
EQUIPMENT	
Cabin swivel seats	-
Panoramic porthole living area	on request
Gas heater	Combi C4
Water heater	Combi C4
Gas bottle locker	(1+1) x 11:13 kg
Fridge	80 l.
Extractor hood	on request
Nr. burners hob	3
Oven	on request
Garage (access door dimensions) H (mm) x W (mm)	450 x 1000
Entrance door with fly screen	on request
TV-holder	on request
Roof rack with ladder	on request
Service battery	on request
Cabin seat covers	on request
Parking feet	on request
Bicycle rack	on request
Alarm system	on request
Outside entrance door lamp	on request
Tow bar	-

SEAL 3	SEAL 5	SEAL 8	SEAL 9	SEAL 50	SEAL 695
Fiat Ducato	Fiat Ducato	Fiat Ducato	Fiat Ducato	Fiat Ducato	Fiat Ducato
3800	3800	3800	4035	4035	4035
2300	2300	2300	2300	2300	2300
88 - 120*	88 - 120*	88 - 120*	88 - 120*	88 - 120*	88 - 120*
on request	on request	on request	on request	on request	on request
6483	7153	6838	7303	7343	7353
2340 - 2200	2340 - 2200	2340 - 2200	2340 - 2200	2340 - 2200	2340 - 2200
3050 - 2075	3050 - 2075	3050 - 2075	3050 - 2075	3050 - 2075	3050 - 2075
56 - 30 - 30	56 - 30 - 30	56 - 30 - 30	56 - 30 - 30	56 - 30 - 30	56 - 30 - 30
6	6	5	7	6	5
3500	3500	3500	3500	3500	3500
6	6	6	6 +1	6	6
2	2	2	2+1	-	2
1460 x 2200	1460 x 2200	1460 x 2200	1460 x 2200	1460 x 2200	1460 x 2200
-	-	-	680 x 1430**	-	-
1240 x 1880**	1240 x 1880**	1100 x 2200**	1250 x 1880**	-	1100 x 2200**
-	-	-	-	-	-
-	-	-	-	-	nr.1: 800 x 1975 - nr.1: 800 x 2040
1385 x 2056	1356 x 2200	1356 x 2200	-	-	with extension: 1840 x 2200
-	-	-	920 x 2200	n.2 710 x 2000	-
-	on request	on request	-	-	-
20 + 65 l.	20 + 65 l.	20 + 65 l.	20 + 65 l.	20 + 65 l.	20 + 65 l.
100 l.	100 l.	100 l.	100 l.	100 l.	100 l.
on request	on request	on request	on request	on request	on request
-	-	✓	-	-	✓
on request	on request	on request	on request	on request	on request
Combi C4	Combi C4	Combi C4	Combi C4	Combi C4	Combi C4
Combi C4	Combi C4	Combi C4	Combi C4	Combi C4	Combi C4
(1+1) x 11:13 kg	(1+1) x 11:13 kg	(1+1) x 11:13 kg	(1+1) x 11:13 kg	(1+1) x 11:13 kg	(1+1) x 11:13 kg
80 l.	80 l.	80 l.	80 l.	141 l.	80 l.
on request	on request	on request	on request	on request	on request
3	3	3	3	3	3
on request	on request	on request	on request	on request	on request
450 x 1000	1280 x 850 (1080 x 850 on request)	1280 x 850 (1080 x 850)	1300 x 700	950 x 1350	1050 x 750
on request	on request	on request	on request	on request	on request
on request	on request	on request	on request	on request	on request
on request	on request	on request	on request	on request	on request
on request	on request	on request	on request	on request	on request
on request	on request	on request	on request	on request	on request
on request	on request	on request	on request	on request	on request
on request	on request	on request	on request	on request	on request
on request	on request	on request	on request	on request	on request
on request	on request	on request	on request	on request	on request
on request	on request	on request	on request	on request	on request
on request	on request	on request	on request	on request	on request
-	-	-	-	-	-

\*the Fiat Ducato 103 kW - 140 CV and 118 kW - 160 CV engine is available on request



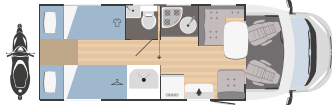





Technical data

SEAL

Fiat Ducato Engine  
Displacement 2300 Cc



MECHANICAL UNIT	
Engine	Fiat Ducato
Wheelbase (mm)	3800
Displacement (Cc)	2300
Maximum power (kW-HP)	88 - 120*
Radio MP3	on request
DIMENSIONS AND WEIGHTS	
Outside length (mm)	6483
Outside width - inside width (mm)	2340 - 2200
Maximum outside height - inside height (mm)	2940 - 2075
Thickness of floor - walls - roof (mm)	56 - 30 - 30
Certified seats	6
Maximum overall weight (kg)	3500
BEDS	
Berths	6
Assemblable berths**	2
Overcab double bed	-
Centre dinette single bed	-
Centre dinette double bed	1240 x 1880**
Front drop-down bed	1380 x 2000
Rear single bed	-
Rear double bed	1385 x 2056
Bunk bed	-
Rear drop-down double bed	-
TANKS	
Drinking water (inside)	20 + 65 l.
Waste water tank	100 l.
Antifreeze tank	on request
EQUIPMENT	
Cabin swivel seats	-
Panoramic porthole living area	on request
Openable panoramic porthole low-profile models front pod	on request
Gas heater	Combi C4
Water heater	Combi C4
Gas bottle locker	(1+1) x 11:13 kg
Fridge	80 l.
Extractor hood	on request
Nr. burners hob	3
Oven	-
Garage (access door dimensions) H (mm) x W (mm)	450 x 1000
Entrance door with fly screen	on request
TV-holder	on request
Roof rack with ladder	on request
Service battery	on request
Cabin seat covers	on request
Parking feet	on request
Bicycle rack	on request
Alarm system	on request
Outside entrance door lamp	on request
Tow bar	-

SEAL 12 Plus	SEAL 66 Plus	SEAL 67 Plus	SEAL 68 Plus	SEAL 69 Plus	SEAL 95 Plus
 	 	 	 	 	 
  6  6  2**	  4  4  0**	  4  4  2**	  5  5  1**	  5  5  1**	  5  5  1**
Fiat Ducato	Fiat Ducato	Fiat Ducato	Fiat Ducato	Fiat Ducato	Fiat Ducato
3800	4035	4035	3800	4035	4035
2300	2300	2300	2300	2300	2300
88 - 120*	88 - 120*	88 - 120*	88 - 120*	88 - 120*	88 - 120*
on request	on request	on request	on request	on request	on request
6483	7443	6450	6973	7353	7353
2340 - 2200	2340 - 2200	2340 - 2200	2340 - 2200	2340 - 2200	2340 - 2200
2940 - 2075	2940 - 2075	2940 - 2075	2940 - 2075	2940 - 2075	2940 - 2075
56 - 30 - 30	56 - 30 - 30	56 - 30 - 30	56 - 30 - 30	56 - 30 - 30	56 - 30 - 30
6	4	4	5	5	5
3500	3500	3500	3500	3500	3500
6	4	4	5	5	5
2	-	2	1	1	1
-	-	-	-	-	-
-	-	-	1050 x 2200**	1100 x 2200**	1100 x 2200**
1240 x 1880**	-	1400 x 2200**	-	-	-
1380 x 2000	1220 x 2000	1370 x 2000	1220 x 2000	1220 x 2000	1220 x 2000
-	-	-	-	-	nr.1: 800 x 1975 - nr.1: 800 x 2040
1385 x 2056	1400 x 1900	-	1400 x 1880	1400 x 1900	with extension: 1840 x 2200
-	-	-	-	-	-
-	on request	-	-	on request	-
20 + 65 l.	20 + 60 l.	20 + 60 l.	20 + 65 l.	20 + 65 l.	20 + 65 l.
100 l.	100 l.	100 l.	100 l.	100 l.	100 l.
on request	on request	on request	on request	on request	on request
-	✓	✓	✓	✓	✓
on request	-	-	-	-	-
on request	on request	on request	on request	on request	on request
Combi C4	Combi C4	Combi C4	Combi C4	Combi C4	Combi C4
Combi C4	Combi C4	Combi C4	Combi C4	Combi C4	Combi C4
(1+1) x 11:13 kg	(1+1) x 11:13 kg	(1+1) x 11:13 kg	(1+1) x 11:13 kg	(1+1) x 11:13 kg	(1+1) x 11:13 kg
80 l.	141 l.	141 l.	141 l.	80 l.	80 l.
on request	on request	on request	on request	on request	on request
3	3	3	3	3	3
-	on request	on request	on request	on request	on request
450 x 1000	750 x 770 (1200 x 770 on request)	1050 x 630	750 x 750	750 x 750 (1200 x 750 on request)	1050 x 750
on request	on request	on request	on request	on request	on request
on request	on request	on request	on request	on request	on request
on request	on request	on request	on request	on request	on request
on request	on request	on request	on request	on request	on request
on request	on request	on request	on request	on request	on request
on request	on request	on request	on request	on request	on request
on request	on request	on request	on request	on request	on request
on request	on request	on request	on request	on request	on request
on request	on request	on request	on request	on request	on request
on request	on request	on request	on request	on request	on request
on request	on request	on request	on request	on request	on request
on request	on request	on request	on request	on request	on request
-	-	-	-	-	-

\*the Fiat Ducato 103 kW - 140 CV and 118 kW - 160 CV engine is available on request



Technical data

SEAL

Fiat Ducato Engine  
Displacement 2300 Cc



MECHANICAL UNIT	
Engine	Fiat Ducato
Wheelbase (mm)	3800
Displacement (Cc)	2300
Maximum power (kW-HP)	88 - 120*
Radio MP3	on request
DIMENSIONS AND WEIGHTS	
Outside length (mm)	6868
Outside width - inside width (mm)	2340 - 2200
Maximum outside height - inside height (mm)	2940 - 2075
Thickness of floor - walls - roof (mm)	56 - 30 - 30
Certified seats	5
Maximum overall weight (kg)	3500
BEDS	
Berths	5
Assemblable berths**	1
Overcab double bed	-
Centre dinette single bed	1170 x 2200**
Centre dinette double bed	-
Front drop-down bed	1300 x 2000
Rear single bed	nr.2: 750 x 1933
Rear double bed	with extension: 1500 x 2200
Bunk bed	-
Rear drop-down double bed	-
TANKS	
Drinking water (inside)	20 + 65 l.
Waste water tank	100 l.
Antifreeze tank	on request
EQUIPMENT	
Cabin swivel seats	✓
Panoramic porthole living area	-
Openable panoramic porthole low-profile models front pod	on request
Gas heater	Combi C4
Water heater	Combi C4
Gas bottle locker	(1+1) x 11:13 kg
Fridge	80 l.
Extractor hood	on request
Nr. burners hob	3
Oven	-
Garage (access door dimensions) H (mm) x W (mm)	1050 x 850
Entrance door with fly screen	on request
TV-holder	on request
Roof rack with ladder	on request
Service battery	on request
Cabin seat covers	on request
Parking feet	on request
Bicycle rack	on request
Alarm system	on request
Outside entrance door lamp	on request
Tow bar	-

SEAL 98 Plus		SEAL 99 Plus	
	5  5  1**		4  4  0**
Fiat Ducato		Fiat Ducato	
3800		4035	
2300		2300	
88 - 120*		88 - 120*	
on request		on request	
6868		7443	
2340 - 2200		2340 - 2200	
2940 - 2075		2940 - 2075	
56 - 30 - 30		56 - 30 - 30	
5		4	
3500		3500	
5		4	
1		-	
-		-	
1170 x 2200**		-	
-		-	
1300 x 2000		1220 x 2000	
nr.2: 750 x 1933		nr.1: 800 x 1914 - nr.1: 800 x 1986	
with extension: 1500 x 2200		with extension: 1840 x 2200	
-		-	
-		-	
20 + 65 l.		20 + 60 l.	
100 l.		100 l.	
on request		on request	
✓		✓	
-		-	
on request		on request	
Combi C4		Combi C4	
Combi C4		Combi C4	
(1+1) x 11:13 kg		(1+1) x 11:13 kg	
80 l.		141 l.	
on request		on request	
3		3	
-		on request	
1050 x 850		1050 x 750	
on request		on request	
on request		on request	
on request		on request	
on request		on request	
on request		on request	
on request		on request	
on request		on request	
on request		on request	
-		-	

\*the Fiat Ducato 103 kW - 140 CV and 118 kW - 160 CV engine is available on request



Magic moments.



Technical data

Evo

Ford Transit Engine  
Displacement 2000 Cc



MECHANICAL UNIT	
Engine	Ford Transit
Wheelbase (mm)	3750
Displacement (Cc)	2000
Maximum power (kW-HP)	96 - 130*
Radio MP3	✓
DIMENSIONS AND WEIGHTS	
Outside length (mm)	6970
Outside width - inside width (mm)	2300 - 2200
Maximum outside height - inside height (mm)	3040 - 2060
Thickness of floor - walls - roof (mm)	56 - 30 - 30
Certified seats	6
Maximum overall weight (kg)	3500
BEDS	
Berths	6
Assemblable berths**	2
Overcab double bed	1430 x 2200
Centre dinette single bed	-
Centre dinette double bed	1290 x 1890**
Front drop-down bed	-
Rear drop-down bed	-
Rear single bed	-
Rear double bed	1300 x 2200
Bunk bed	-
Rear drop-down double bed	on request
TANKS	
Drinking water (inside)	20 + 65 l.
Waste water tank	120 l.
Antifreeze tank	on request
EQUIPMENT	
Cabin swivel seats	✓
Panoramic porthole living area	on request
Openable panoramic porthole low-profile models front pod	-
Gas heater	Combi C4
Water heater	Combi C4
Gas bottle locker	(1+1) x 11:13 kg
Fridge	141 l.
Extractor hood	on request
Nr. burners hob	3
Oven	on request
Garage (access door dimensions) H (mm) x W (mm)	1280 x 850 (1080 x 850 on request)
Entrance door with fly screen	on request
TV-holder	on request
Roof rack with ladder	on request
Service battery	on request
Cabin seat covers	on request
Parking feet	on request
Bicycle rack	on request
Alarm system	on request
Outside entrance door lamp	on request
Tow bar	-

EVO 5

EVO SOUND

Ford Transit	
3750	3750
2000	2000
96 - 130*	96 - 130*
✓	✓
Ford Transit	
6970	6970
2300 - 2200	2300 - 2200
3040 - 2060	3040 - 2060
56 - 30 - 30	56 - 30 - 30
6	7
3500	3500
Ford Transit	
6	7
2	3
1430 x 2200	1430 x 2200
-	660 x 1594**
1290 x 1890**	1290 x 1890**
-	-
-	-
-	-
-	-
1300 x 2200	-
-	785 x 1900
on request	-
Ford Transit	
20 + 65 l.	20 + 65 l.
120 l.	120 l.
on request	on request
Ford Transit	
✓	✓
on request	on request
-	-
Combi C4	Combi C4
Combi C4	Combi C4
(1+1) x 11:13 kg	(1+1) x 11:13 kg
141 l.	141 l.
on request	on request
3	3
on request	on request
1280 x 850 (1080 x 850 on request)	950 x 1350
on request	on request
on request	on request
on request	on request
on request	on request
on request	on request
on request	on request
on request	on request
on request	on request
on request	on request
on request	on request
on request	on request
-	-

EVO 66 Plus

EVO 69 Plus

Ford Transit	
3954	3954
2000	2000
96 - 130*	96 - 130*
✓	✓
Ford Transit	
7338	7308
2300 - 2200	2300 - 2200
2845 - 2060	2845 - 2060
56 - 30 - 30	56 - 30 - 30
4	5
3500	3500
Ford Transit	
4	5
-	1
-	-
-	970 x 2200**
-	-
1215 x 2000	1215 x 2000
-	-
-	-
1400 x 1900	1400 x 1900
-	-
on request	on request
Ford Transit	
20 + 59 l.	20 + 65 l.
120 l.	120 l.
on request	on request
Ford Transit	
✓	✓
-	-
on request	on request
Combi C4	Combi C4
Combi C4	Combi C4
(1+1) x 11:13 kg	(1+1) x 11:13 kg
141 l.	141 l.
on request	on request
3	3
on request	on request
750 x 850 (1150 x 850 on request)	750 x 850 (1150 x 850 on request)
on request	on request
on request	on request
on request	on request
on request	on request
on request	on request
on request	on request
on request	on request
on request	on request
on request	on request
on request	on request
-	-

EVO 77 Plus

EVO 95 Plus

Ford Transit	
3750	3954
2000	2000
96 - 130*	96 - 130*
✓	✓
Ford Transit	
6970	7308
2300 - 2200	2300 - 2200
2845 - 2060	2845 - 2060
56 - 30 - 30	56 - 30 - 30
5	5
3500	3500
Ford Transit	
5	5
1	1
-	-
750 x 2200**	970 x 2200**
-	-
1215 x 2000	1215 x 2000
1215 x 2000	-
-	nr.1: 800 x 1993 - nr.1: 800 x 2027 with extension: 1400 x 2200
-	-
-	-
Ford Transit	
20 + 65 l.	20 + 65 l.
120 l.	120 l.
on request	on request
Ford Transit	
✓	✓
-	-
on request	on request
Combi C4	Combi C4
Combi C4	Combi C4
(1+1) x 11:13 kg	(1+1) x 11:13 kg
141 l.	141 l.
on request	on request
3	3
on request	on request
550 x 700	1050 x 850
on request	on request
on request	on request
on request	on request
on request	on request
on request	on request
on request	on request
on request	on request
on request	on request
-	-

\*the Ford Transit 125 kW - 170 CV engine is available on request



Technical data

SUPER BRIG

Fiat Ducato Engine  
Displacement 2300 Cc



MECHANICAL UNIT	
Engine	Fiat Ducato
Wheelbase (mm)	3800
Displacement (Cc)	2300
Maximum power (kW-HP)	103 - 140*
Radio MP3	on request
DIMENSIONS AND WEIGHTS	
Outside length (mm)	7173
Outside width - inside width (mm)	2340 - 2200
Maximum outside height - inside height (mm)	3080 - 1995
Thickness of floor - walls - roof (mm)	56 - 30 - 30
Certified seats	4
Maximum overall weight (kg)	3500
BEDS	
Berths	4
Assemblable berths**	-
Overcab double bed	1400 x 2110
Double bed rear sitting area	-
Front drop-down bed	-
Rear single bed	-
Rear double bed	1320 x 2200
Rear drop-down double bed	on request
TANKS	
Drinking water (inside)	20 + 65 l.
Waste water tank	100 l.
Antifreeze tank	✓
EQUIPMENT	
Cabin swivel seats	✓
Panoramic porthole living area	✓
Fixed panoramic porthole low-profile models front pod	✓
Gas heater	Combi C6
Water heater	Combi C6
Gas bottle locker	(1+1) x 11:13 kg
Fridge	153 l.
Extractor hood	✓
Nr. burners hob	3
Oven	on request
Entrance door with fly screen	✓
TV-holder	✓
Cabin seat covers	✓
Parking feet	✓
Outside entrance door lamp	✓
Garage (access door dimensions) H (mm) x W (mm)	1280 x 850 (1080 x 850 on request)
Roof rack with ladder	on request
Service battery	on request
Bicycle rack	on request
Alarm system	on request
Tow bar	-

SUPER BRIG 687 TC

4 4 0\*\*

SUPER BRIG 695 TC

4 4 0\*\*

SUPER BRIG SUITE

4 4 2\*\*

SUPER BRIG 69 Plus

4 4 0\*\*

SUPER BRIG 87 Plus

4 4 0\*\*

SUPER BRIG 95 Plus

4 4 0\*\*

MECHANICAL UNIT	
Fiat Ducato	Fiat Ducato
3800	4035
2300	2300
103 - 140*	103 - 140*
on request	on request
DIMENSIONS AND WEIGHTS	
7173	7373
2340 - 2200	2340 - 2200
3080 - 1995	3080 - 1995
56 - 30 - 30	56 - 30 - 30
4	4
3500	3500
BEDS	
4	4
2	-
1400 x 2110	-
1525x2200**	-
-	1215 x 2000
-	-
-	1360 x 1880
-	on request
TANKS	
20 + 65 l.	20 + 65 l.
100 l.	100 l.
✓	✓
EQUIPMENT	
✓	✓
✓	-
✓	✓
Combi C6	Combi C6
Combi C6	Combi C6
(1+1) x 11:13 kg	(1+1) x 11:13 kg
153 l.	153 l.
✓	✓
3	3
on request	on request
✓	✓
✓	✓
✓	✓
✓	✓
550 x 700	750 x 850 (1280 x 850 on request)
on request	on request
on request	on request
on request	on request
on request	on request
-	-

MECHANICAL UNIT	
Fiat Ducato	Fiat Ducato
4035	3800
2300	2300
103 - 140*	103 - 140*
on request	on request
DIMENSIONS AND WEIGHTS	
7373	7173
2340 - 2200	2340 - 2200
2900 - 2040	2900 - 2040
56 - 30 - 30	56 - 30 - 30
4	4
3500	3500
BEDS	
4	4
-	-
-	-
-	1380 x 2000
1215 x 2000	-
-	nr.1: 800 x 1935 - nr.1: 800 x 2100
1360 x 1880	with extension: 1400 x 2200
on request	-
TANKS	
20 + 65 l.	20 + 65 l.
100 l.	100 l.
✓	✓
EQUIPMENT	
✓	✓
-	-
✓	✓
Combi C6	Combi C6
Combi C6	Combi C6
(1+1) x 11:13 kg	(1+1) x 11:13 kg
153 l.	153 l.
✓	✓
3	3
on request	on request
✓	✓
✓	✓
✓	✓
✓	✓
750 x 850 (1280 x 850 on request)	1280 x 850 (1080 x 850 on request)
on request	on request
on request	on request
on request	on request
on request	on request
-	-

MECHANICAL UNIT	
Fiat Ducato	Fiat Ducato
3800	4035
2300	2300
103 - 140*	103 - 140*
on request	on request
DIMENSIONS AND WEIGHTS	
7173	7373
2340 - 2200	2340 - 2200
2900 - 2040	2900 - 2040
56 - 30 - 30	56 - 30 - 30
4	4
3500	3500
BEDS	
4	4
-	-
-	-
-	1215 x 2000
1380 x 2000	nr.1: 800 x 1935 - nr.1: 800 x 2100
-	with extension: 1400 x 2200
1320 x 2200	-
on request	-
TANKS	
20 + 65 l.	20 + 65 l.
100 l.	100 l.
✓	✓
EQUIPMENT	
✓	✓
-	-
✓	✓
Combi C6	Combi C6
Combi C6	Combi C6
(1+1) x 11:13 kg	(1+1) x 11:13 kg
153 l.	153 l.
✓	✓
3	3
on request	on request
✓	✓
✓	✓
✓	✓
✓	✓
1280 x 850 (1080 x 850 on request)	1150 x 850
on request	on request
on request	on request
on request	on request
on request	on request
-	-

MECHANICAL UNIT	
Fiat Ducato	Fiat Ducato
4035	3800
2300	2300
103 - 140*	103 - 140*
on request	on request
DIMENSIONS AND WEIGHTS	
7373	7173
2340 - 2200	2340 - 2200
2900 - 2040	2900 - 2040
56 - 30 - 30	56 - 30 - 30
4	4
3500	3500
BEDS	
4	4
-	-
-	-
-	1215 x 2000
nr.1: 800 x 1935 - nr.1: 800 x 2100	with extension: 1400 x 2200
with extension: 1400 x 2200	-
-	-
TANKS	
20 + 65 l.	20 + 65 l.
100 l.	100 l.
✓	✓
EQUIPMENT	
✓	✓
-	-
✓	✓
Combi C6	Combi C6
Combi C6	Combi C6
(1+1) x 11:13 kg	(1+1) x 11:13 kg
153 l.	153 l.
✓	✓
3	3
on request	on request
✓	✓
✓	✓
✓	✓
✓	✓
1150 x 850	1280 x 850 (1080 x 850 on request)
on request	on request
on request	on request
on request	on request
on request	on request
-	-

\*the Fiat Ducato 118 kW - 160 CV engine is available on request



# World sweet home.



You can also travel along with Rimor online. Stay updated on all our initiatives on Facebook, Instagram and our blog.  
Share all your adventures with us on social media using the hashtag #Rimor



[www.rimor.it](http://www.rimor.it)



